



**CPMT MINUTES**

January 16, 2025

Sudley North – Jean McCoy

2:00 – 2:30pm

**CPMT Members:**

Phyllis Jennings-Holt, Chair, DSS  
Carl Street, Private Provider  
Elijah Johnson, Assistant County Executive  
Kim Keller, JCSU  
Linda Woods, PWHD  
Ronald Pannel, PWCS

**Others Present:**

John Burton, DSS CSA  
Shazia Chughtai, DSS CSA  
Shela White, DSS CSA  
Tanya Odell, CS

**Open Meeting:**

Phyllis Jennings-Holt, Chair, opened the meeting at 2:01 PM.

**Minutes** from September 19, 2024, were presented. **MOTION** to approve as presented. [KK motion, RP seconded]. Motion Carried

**Minutes** from November 26, 2024, were presented and reviewed. **NO MOTION** due to not having a quorum.

**Budget Review** – presented by Phyllis Jennings-Holt

- Budget – FY25 YTD (as of October 31, 2024), reviewed.
- Expenditures – **MOTION** to approve case action expenditure approvals 09/16/24 - 11/15/2024, EJ motion, CS seconded]. Motion carried.
- Expenditures – **MOTION** to approve case action expenditure approvals 11/18/24 - 01/10/2025, KK motion, EJ seconded]. Motion carried.
- FAPT Alternative Member Approval – **MOTION** to approve as presented. [CS motion, KK seconded]. Motion carried.

**Quarterly Utilization Review**

- **RTC Status** – presented by She'la White. Residential report is attached.
- **SPED Private Day School Status** – presented by Shela White. Private Day report is attached.

**CSA Division Report** – presented by Shela White

- Quarterly CQI Report- Data presented to include expenditure and demographic data through 12/01/2024. CQI report attached.

- Private Day School Rate Increase – Governor’s budget proposes, private day school services on or after July 1, 2025, the rate of reimbursement to localities for private day educational services shall not increase more than 2.5 percent over the rates for such services provided the previous year. A possible concern is that if a provider refuses to accept a 2.5 percent increase, the locality is responsible for the entire cost above that amount. Discussion took place regarding local options to minimize this concern.
- OCS Self-Assessment Audit – OCS Audit Work Plan for FY25-26 released in Nov. 2024. The audit plan described the audit engagement type of self-assessment validation for PWC for FY25.
- Save the Date: 24 Annual NOVACO CSA symposium – The annual CSA symposium will be held March 19, 2025, at NVCC Annandale. There will be a CPMT round table subject, Substance Abuse.
- ‘Tell Me Something Good’ – CPMT Private Provider Rep, Carl Street, has been appointed to the Virginia Advisory Board on Service and Volunteerism. The appointment was announced by VA Governor, Glenn Youngkin.

#### **CLOSURE**

Phyllis Jennings-Holt closed the meeting at 2:38 pm. Next meeting is on March 20, 2025.

**APPROVED:**   
**Clerk to Board**

## CSA PROGRAM SUMMARY

(as of December 31, 2024)

		FY25 Budget	YTD Actuals	Balance	Proj. FY25 Revenue	Variance to Budget
State (includes Medicaid Holdback)		\$ 15,175,932	\$ 5,247,346	\$ 9,928,586	\$ 16,669,696	\$ (1,493,764)
Federal Reimbursement - CSA Admin		\$ 65,000	\$ 181,702	\$ (116,702)	\$ 375,000	\$ (310,000)
PWC - Public Schools		\$ 320,846	\$ 320,846	\$ -	\$ 320,846	\$ -
<b>Revenue Total</b>		<b>\$ 15,561,778</b>	<b>\$ 5,749,894</b>	<b>\$ 9,811,884</b>	<b>\$ 17,365,542</b>	<b>\$ (1,803,764)</b>

CSA Program	CSA Category	FY25 Budget	YTD Actuals	Balance	Proj. FY25 Expenditures	
Admin	Admin	\$ 923,366	\$ 478,346	\$ 445,020	\$ 923,366	\$ -
	Harmony Replacement Project	\$ 261,494	\$ 106,950	\$ 154,544	\$ 261,494	\$ -
<b>Admin Total</b>		<b>\$ 1,184,860</b>	<b>\$ 585,296</b>	<b>\$ 599,564</b>	<b>\$ 1,184,860</b>	<b>\$ -</b>
COMMUNITY BASED	2F - FC Prevention Non-Residential	\$ 1,090,046	\$ 1,070,833	\$ 19,213	\$ 2,000,000	\$ (909,954)
	2F1 - FC Prevention Non-Residential	\$ 117,349	\$ 61,670	\$ 55,679	\$ 117,349	\$ -
	2G - Special Education - Private Day	\$ 19,989,937	\$ 6,627,070	\$ 13,362,867	\$ 18,500,000	\$ 1,489,937
	2h - Wraparound Services - SPED	\$ -	\$ -	\$ -	\$ -	\$ -
	3 - Non-Mandated CB Service	\$ 670,611	\$ 279,015	\$ 391,596	\$ 670,611	\$ -
<b>COMMUNITY BASED Total</b>		<b>\$ 21,867,943</b>	<b>\$ 8,038,588</b>	<b>\$ 13,829,355</b>	<b>\$ 21,287,960</b>	<b>\$ 579,983</b>
FOSTER CARE	2a - Therapeutic FC IV-E	\$ 95,303	\$ 8,217	\$ 87,086	\$ 75,000	\$ 20,303
	2a1 - Therapeutic FC	\$ 286,793	\$ 154,753	\$ 132,041	\$ 350,000	\$ (63,207)
	2a2 - Therapeutic FC (NCFC & PA)	\$ -	\$ -	\$ -	\$ -	\$ -
	2c - FC IV-E	\$ 199,356	\$ -	\$ 199,356	\$ 199,356	\$ -
	2e - Family FC	\$ 482,799	\$ 198,227	\$ 284,572	\$ 482,799	\$ -
	2e1 - State Kinship	\$ -	\$ 5,879	\$ -	\$ 12,000	\$ (12,000)
<b>FOSTER CARE Total</b>		<b>\$ 1,064,251</b>	<b>\$ 367,076</b>	<b>\$ 703,054</b>	<b>\$ 1,119,155</b>	<b>\$ (42,904)</b>
RESIDENTIAL	1a - FC & TFC IV-E	\$ 64,287	\$ 63,008	\$ 1,279	\$ 200,000	\$ (135,713)
	1b - FC & TFC Non-IV-E	\$ 666,411	\$ 486,396	\$ 180,015	\$ 1,000,000	\$ (333,589)
	1c - FC Prevention Residential	\$ 528,262	\$ 193,945	\$ 334,317	\$ 550,000	\$ (21,738)
	1d - Non-Mandated Res Service	\$ -	\$ -	\$ -	\$ -	\$ -
	1e - Special Education	\$ 882,256	\$ 513,961	\$ 368,295	\$ 1,500,000	\$ (617,744)
	2i - Crisis Stabilization	\$ -	\$ -	\$ -	\$ -	\$ -
<b>RESIDENTIAL Total</b>		<b>\$ 2,141,216</b>	<b>\$ 1,257,310</b>	<b>\$ 883,906</b>	<b>\$ 3,250,000</b>	<b>\$ (1,108,784)</b>
<b>Expenditure Total</b>		<b>\$ 26,258,270</b>	<b>\$ 10,248,270</b>	<b>\$ 16,015,880</b>	<b>\$ 26,841,974</b>	<b>\$ (571,704)</b>
<b>General Fund Tax Support</b>		<b>\$ 10,696,492</b>			<b>\$ 9,476,433</b>	<b>\$ 1,220,060</b>



FAPT	Date	Case Manager	Client's Initials	Type Svcs*	Eligibility	Ser. Dates (start - end)	CM Request	FAPT Recommended	CPMT Approved	Comments
9/20/2024	Conley		AFA	TFC	M	09/11/24-02/28/25	\$21,946.26	\$21,946.26	\$21,946.26	
9/20/2024	Conley		BFA	TFC	M	09/11/24-02/28/25	\$21,946.26	\$21,946.26	\$21,946.26	
9/24/2024	Miller		MV	RTC	M	09/30/24-12/31/24	\$60,725.28	\$60,725.28	\$60,725.28	
9/24/2025	Bell		SG	CB	M	09/25/24-03/31/25	\$23,246.00	\$23,246.00	\$23,246.00	
9/24/2025	Conley		AL	RTC	M	10/01/24-12/31/24	\$55,224.08	\$55,224.08	\$55,224.08	
9/25/2024	Wooten		MC	IL	M	10/01/24-11/04/24	\$6,066.90	\$6,066.90	\$6,066.90	
9/25/2024	Fernandez		AAI	CB	FCP	10/01/24-03/31/25	\$3,220.00	\$3,220.00	\$3,220.00	
9/27/2024	Wooten		KMM	RTC	M	10/01/24-10/31/24	\$6,503.18	\$6,503.18	\$6,503.18	
9/27/2024	Combs		JW	CB	M	10/01/24-03/31/25	\$3,380.00	\$3,380.00	\$3,380.00	
10/1/2024	Holmes		SM	TFC	M	11/01/24-04/30/25	\$32,971.86	\$32,971.86	\$32,971.86	
10/1/2024	Holmes		NM	TFC	M	11/01/24-04/30/25	\$31,627.86	\$31,627.86	\$31,627.86	
10/1/2024	Govan		SAR	CB	M	10/03/24-03/31/25	\$10,452.00	\$10,452.00	\$10,452.00	
10/2/2024	Miller		JS	RTC	M	11/01/24-01/31/25	\$77,841.70	\$77,841.70	\$77,841.70	
10/8/2024	Applah		TGM	CB	M	11/01/24-04/30/25	\$17,722.00	\$17,722.00	\$17,722.00	
10/11/2024	Ryerson		AM	IL	M	10/15/24-04/30/25	\$60,190.00	\$60,190.00	\$60,190.00	
10/11/2024	Miller		TK	RTC	M	10/21/24-01/31/25	\$48,195.00	\$48,195.00	\$48,195.00	
10/22/2024	McMullen		KL	CB	M	11/01/24-04/30/25	\$11,452.77	\$11,452.77	\$11,452.77	
10/23/2024	McMullen		MH	RTC	M	10/25/24-02/28/25	\$62,925.00	\$62,925.00	\$62,925.00	
10/23/2025	Govan		AUA	CB	M	10/25/24-04/30/25	\$16,384.00	\$16,384.00	\$16,384.00	
10/23/2024	Combs		KJ	RTC	M	11/01/24-01/31/25	\$65,834.00	\$65,834.00	\$65,834.00	
10/25/2024	McMullen		EG	RTC	M	11/01/24-11/30/24	\$11,100.00	\$11,100.00	\$11,100.00	
10/25/2024	Thompson		EPC	RTC	M	11/01/24-01/31/25	\$66,828.88	\$66,828.88	\$66,828.88	
10/29/2024	Wooten		KMM	RTC	M	11/01/24-11/30/24	\$6,293.40	\$6,293.40	\$6,293.40	
10/29/2024	Wooten		CS	RTC	M	10/29/24-01/31/25	\$64,816.48	\$64,816.48	\$64,816.48	
10/30/2024	Bell		AQC	CB	M	11/01/24-04/30/25	\$13,910.00	\$13,910.00	\$13,910.00	
10/30/2024	Combs		BH	IL	M	11/01/24-05/04/25	\$55,617.00	\$55,617.00	\$55,617.00	
11/5/2024	Miller		BI	CB	FCP	11/07/24-01/31/25	\$4,080.00	\$4,080.00	\$4,080.00	
11/6/2024	Ryerson		AH	CB	M	12/01/24-02/09/25	\$3,000.00	\$3,000.00	\$3,000.00	
11/12/2024	Annan		BL	RTC	M	12/01/24-02/28/25	\$65,575.00	\$65,575.00	\$65,575.00	
11/13/2024	Springfield		ID	CB	FCP	12/01/24-05/31/25	\$4,550.00	\$4,550.00	\$4,550.00	
11/13/2024	Springfield		LD	CB	FCP	12/01/24-05/31/25	\$12,766.00	\$12,766.00	\$12,766.00	
11/13/2024	Springfield		BD	CB	FCP	12/01/24-05/31/25	\$6,279.00	\$6,279.00	\$6,279.00	
11/13/2024	Ryerson		CH	CB	M	11/15/24-05/31/25	\$10,001.00	\$10,001.00	\$10,001.00	
11/15/2024	Thompson		RML	RTC	M	12/01/24-02/28/25	\$33,300.00	\$33,300.00	\$33,300.00	
11/15/2024	Thompson		ZM	CB	M	11/18/24-05/31/25	\$1,050.00	\$1,050.00	\$1,050.00	
				</						

FAPT	Date	Case Manager	Client's Initials	Type Svcs*	Eligibility	Ser. Dates (start - end)	CM Request	FAPT Recommended	CPMT Approved	Comments
9/18/2024	Orr	TC	CB	NM	10/01/24-03/31/25	\$13,170.00	\$13,170.00	\$13,170.00		
9/18/2024	Naples	SC	CB	NM	10/01/24-03/31/25	\$31,184.40	\$31,184.40	\$31,184.40		
9/24/2024	Danner	KC	CB	FCP	10/01/24-03/31/25	\$7,748.00	\$7,748.00	\$7,748.00		
10/1/2024	Naples	LM	CB	NM	11/01/24-04/30/25	\$5,054.00	\$5,054.00	\$5,054.00		
10/1/2024	Abramson	AC	CB	FCP	10/03/24-03/31/25	\$7,748.00	\$7,748.00	\$7,748.00		
10/1/2024	Raymo	SW	CB	FCP	10/03/24-03/31/25	\$14,412.50	\$14,412.50	\$14,412.50		
10/2/2024	Raymo	AK	CB	FCP	11/01/24-04/30/25	\$3,591.00	\$3,591.00	\$3,591.00		
10/2/2024	Rojas	UA	CB	FCP	11/01/24-04/30/25	\$8,499.00	\$8,499.00	\$8,499.00		
10/2/2024	Rojas	IGD	CB	FCP	11/01/24-04/30/25	\$20,524.50	\$20,524.50	\$20,524.50		
10/8/2024	Abramson	TAC	CB	FCP	11/01/24-04/30/25	\$4,896.00	\$4,896.00	\$4,896.00		
10/9/2024	Danner	JG	CB	FCP	11/01/24-04/30/25	\$19,480.80	\$19,480.80	\$19,480.80		
10/11/2024	Danner	MGR	CB	NM	11/01/24-04/30/25	\$3,900.00	\$3,900.00	\$3,900.00		
10/11/2024	Danner	AGR	CB	NM	11/01/24-04/30/25	\$8,320.00	\$8,320.00	\$8,320.00		
10/11/2024	Orr	MD	CB	FCP	11/01/24-04/30/25	\$31,566.42	\$31,566.42	\$31,566.42		
10/11/2024	Danner	OL	CB	FCP	11/01/24-04/30/25	\$8,151.00	\$8,151.00	\$8,151.00		
10/22/2024	Abramson	AKA	CB	FCP	11/01/24-04/30/25	\$23,276.00	\$23,276.00	\$23,276.00		
10/23/2024	Raymo	LF	CB	NM	11/01/24-04/30/25	\$5,805.00	\$5,805.00	\$5,805.00		
10/25/2024	Orr	ARP	CB	NM	11/01/24-12/31/24	\$7,929.00	\$7,929.00	\$7,929.00		
10/25/2024	Rojas	NM	CB	FCP	11/01/24-04/30/25	\$12,584.40	\$12,584.40	\$12,584.40		
10/29/2024	Naples	AM	CB	FCP	12/01/24-05/31/25	\$4,389.00	\$4,389.00	\$4,389.00		
11/5/2024	Raymo	YK	CB	FCP	11/07/24-04/30/25	\$17,345.00	\$17,345.00	\$17,345.00		
11/5/2024	Naples	MR	CB	NM	11/07/24-04/30/25	\$15,677.00	\$15,677.00	\$15,677.00		
11/5/2024	Naples	OR	CB	NM	12/01/24-04/30/25	\$1,625.00	\$1,625.00	\$1,625.00		
11/5/2024	Naples	ER	CB	NM	12/01/24-04/30/25	\$6,300.00	\$6,300.00	\$6,300.00		
11/5/2024	Rojas	LM	CB	FCP	11/07/24-4/30/25	\$20,562.00	\$20,562.00	\$20,562.00		
11/6/2024	Rojas	YK	CB	FCP	11/06/24-04/30/25	\$11,137.50	\$11,137.50	\$11,137.50		
11/6/2024	Danner	SEH	CB	FCP	12/01/24-05/31/25	\$8,400.00	\$8,400.00	\$8,400.00		
11/6/2024	Naples	NS	CB	FCP	11/08/24-04/30/24	\$4,147.00	\$4,147.00	\$4,147.00		

CB=Community Based; RTC=out of Home Placement; CRISIS=Agency Approved 14 Day Crisis; IEP=Private Day School; ILP=Independent Living

### CPMT Approval Table

11/8/2024	Naples	AM	CB	FCP	12/01/24-05/31/25	\$38,465.00	\$38,465.00	\$38,465.00	
11/8/2024	Rojas	IJ	CB	NM	12/01/24-05/31/25	\$19,130.75	\$19,130.75	\$19,130.75	
11/8/2024	Naples	AF	CB	FCP	12/01/24-05/31/25	\$10,843.00	\$10,843.00	\$10,843.00	
11/8/2024	Rojas	SB	CB	FCP	11/11/24-04/30/25	\$10,500.00	\$10,500.00	\$10,500.00	
11/12/2024	Danner	SBM	CB	FCP	12/01/24-05/31/25	\$5,200.00	\$5,200.00	\$5,200.00	
11/12/2025	Naples	GH	CB	NM	12/01/24-05/31/25	\$10,070.00	\$10,070.00	\$10,070.00	
11/13/2024	Raymo	MR	CB	NM	11/15/24-03/31/25	\$4,419.00	\$4,419.00	\$4,419.00	
11/13/2024	Rojas	RW	CB	FCP	12/01/24-05/31/25	\$2,592.00	\$2,592.00	\$2,592.00	
11/13/2024	Raymo	KA	CB	NM	12/01/24-02/28/25	\$34,998.08	\$34,998.08	\$34,998.08	
11/15/2024	Naples	ET	CB	NM	11/18/24-02/28/25	\$37,275.00	\$37,275.00	\$37,275.00	
11/15/2024	Raymo	CP	CB	FCP	11/18/24-05/31/25	\$14,715.00	\$14,715.00	\$14,715.00	
7/22/2024	Naples	GJ	IEP	M	7/22/24-6/30/24	\$78,223.68	\$78,223.68	\$78,223.68	
7/1/2024	Naples	SR	IEP	M	7/1/24-6/30/25	\$92,715.33	\$92,715.33	\$92,715.33	
7/1/2024	Abramson	IM	IEP	M	7/1/24-6/30/25	\$79,723.29	\$79,723.29	\$79,723.29	
7/1/2024	Raymo	IM	IEP	M	7/1/24-6/30/25	\$73,655.29	\$73,655.29	\$73,655.29	
7/1/2024	Abramson	AA	IEP	M	7/1/24-6/30/25	\$73,662.77	\$73,662.77	\$73,662.77	
7/1/2024	Raymo	EA	IEP	M	7/1/24-6/30/25	\$73,662.77	\$73,662.77	\$73,662.77	
7/1/2024	Rojas	RA	IEP	M	7/1/24-6/30/25	\$77,047.22	\$77,047.22	\$77,047.22	
7/1/2024	Naples	KB	IEP	M	7/1/24-6/30/25	\$137,220.63	\$137,220.63	\$137,220.63	
7/1/2024	Naples	ZB	IEP	M	7/1/24-6/30/25	\$95,250.40	\$95,250.40	\$95,250.40	
7/1/2024	Naples	CC	IEP	M	7/1/24-6/30/25	\$121,955.20	\$121,955.20	\$121,955.20	
8/20/2024	Raymo	AC	IEP	M	8/20/24-6/30/25	\$65,475.00	\$65,475.00	\$65,475.00	
8/20/2024	Abramson	TC	IEP	M	8/20/24-6/30/25	\$74,105.40	\$74,105.40	\$74,105.40	
7/1/2024	Raymo	LF	IEP	M	7/1/24-6/30/25	\$81,790.78	\$81,790.78	\$81,790.78	
8/28/2024	Raymo	MA	IEP	M	8/28/24-6/30/25	\$63,292.50	\$63,292.50	\$63,292.50	
7/1/2024	Raymo	KH	IEP	M	7/1/24-6/30/25	\$123,904.91	\$123,904.91	\$123,904.91	
9/5/2024	Raymo	QH	IEP	M	9/5/24-6/30/25	\$61,837.50	\$61,837.50	\$61,837.50	
7/1/2024	Raymo	YJ	IEP	M	7/1/24-6/30/25	\$80,209.60	\$80,209.60	\$80,209.60	
8/20/2024	Danner	RM	IEP	M	8/20/24-6/30/25	\$65,475.00	\$65,475.00	\$65,475.00	
8/20/2024	Rojas	DM	IEP	M	8/20/24-6/30/25	\$65,475.00	\$65,475.00	\$65,475.00	
8/20/2024	Danner	MC	IEP	M	8/20/24-6/30/25	\$112,842.60	\$112,842.60	\$112,842.60	
8/20/2024	Orr	JM	IEP	M	8/20/24-6/30/25	\$118,859.40	\$118,859.40	\$118,859.40	
8/20/2024	Orr	WM	IEP	M	8/20/24-6/30/25	\$70,894.86	\$70,894.86	\$70,894.86	
7/1/2024	Naples	JP	IEP	M	7/1/24-6/30/25	\$139,167.78	\$139,167.78	\$139,167.78	
7/1/2024	Raymo	CT	IEP	M	7/1/24-6/30/25	\$92,088.02	\$92,088.02	\$92,088.02	
8/19/2024	Raymo	DB	IEP	M	8/19/24-6/30/25	\$71,631.20	\$71,631.20	\$71,631.20	
8/19/2024	Danner	NH	IEP	M	8/19/24-6/30/25	\$71,631.20	\$71,631.20	\$71,631.20	
7/1/2024	Raymo	IM	IEP	M	7/1/24-6/30/25	\$73,655.29	\$73,655.29	\$73,655.29	
7/1/2024	Abramson	IM	IEP	M	7/1/24-6/30/25	\$79,723.29	\$79,723.29	\$79,723.29	
8/19/2024	Raymo	DQ	IEP	M	8/19/24-6/30/25	\$68,597.20	\$68,597.20	\$68,597.20	
7/1/2024	Naples	SR	IEP	M	7/1/24-6/30/25	\$87,716.62	\$87,716.62	\$87,716.62	
8/19/2024	Rojas	DA	IEP	M	8/19/24-6/30/25	\$71,631.20	\$71,631.20	\$71,631.20	
8/19/2024	Naples	MA	IEP	M	8/19/24-6/30/25	\$70,790.80	\$70,790.80	\$70,790.80	
8/19/2024	Abramson	IS	IEP	M	8/19/24-6/30/25	\$116,091.00	\$116,091.00	\$116,091.00	
8/19/2024	Abramson	EV	IEP	M	8/19/24-6/30/25	\$70,114.20	\$70,114.20	\$70,114.20	
7/1/2024	Naples	AO	IEP	M	7/1/24-6/30/25	\$87,000.00	\$87,000.00	\$87,000.00	
8/19/2024	Abramson	AK	IEP	M	8/19/24-6/30/25	\$82,260.65	\$82,260.65	\$82,260.65	
7/1/2024	Naples	RJ	IEP	M	7/1/24-6/30/25	\$120,294.02	\$120,294.02	\$120,294.02	
8/21/2024	Naples	JP	IEP	M	8/21/24-6/30/25	\$128,314.00	\$128,314.00	\$128,314.00	
7/1/2024	Abramson	AB	IEP	M	7/1/24-6/30/25	\$137,716.00	\$137,716.00	\$137,716.00	
7/1/2024	Rojas	MC	IEP	M	7/1/24-6/30/25	\$139,956.00	\$139,956.00	\$139,956.00	
7/1/2024	Danner	AW	IEP	M	7/1/24-6/30/25	\$133,596.00	\$133,596.00	\$133,596.00	
7/1/2024	Abramson	DK	IEP	M	7/1/24-6/30/25	\$145,236.00	\$145,236.00	\$145,236.00	
11/6/2024	Orr	AP	IEP	M	11/6/24-6/30/25	\$61,524.22	\$61,524.22	\$61,524.22	
10/18/2024	Orr	AC	IEP	M	10/18/24-6/30/25	\$66,782.70	\$66,782.70	\$66,782.70	
11/18/2024	Raymo	RC	IEP	M	07/01/24-06/30/25	\$158,947.20	\$158,947.20	\$158,947.20	

Total PWCS	\$4,677,374.07	\$4,677,374.07	\$4,677,374.07
------------	----------------	----------------	----------------

<b>Grand Total</b>	<b>\$6,996,393.80</b>	<b>\$6,996,393.80</b>	<b>\$6,996,393.80</b>
--------------------	-----------------------	-----------------------	-----------------------

CPMT Chair - Phyllis Jennings

Signature \_\_\_\_\_

Date:

CPMT Approval Table

Agency: CS

FAPT	Date	Case Manager	Client's Initials	Type Svcs*	Eligibility	Ser. Dates (start - end)	CM Request	FAPT Recommended	CPMT Approved	Comments
11/19/2024	Sumner	EMV	CB	FCP	M	12/01/24-05/31/25	\$15,700.00	\$15,700.00	\$15,700.00	
11/19/2024	Alakhras	AH	RTC	M	M	12/01/24-02/28/25	\$67,807.80	\$67,807.80	\$67,807.80	
11/19/2024	Walker	ZB	RTC	M	M	12/01/24-02/28/25	\$59,004.05	\$59,004.05	\$59,004.05	
11/20/2024	Black	JTR	CB	FCP	M	11/22/24-05/31/25	\$21,404.00	\$21,404.00	\$21,404.00	
11/22/2024	Black	KVD	RTC	M	M	11/25/24-02/28/25	\$71,952.00	\$71,952.00	\$71,952.00	
12/4/2024	Spence	ZD	CB	FCP	M	12/06/25-05/31/25	\$10,474.00	\$10,474.00	\$10,474.00	
12/6/2024	Nguyen	HY	CB	NM	M	01/01/25-06/30/25	\$19,870.56	\$19,870.56	\$19,870.56	
12/11/2024	Spence	JJ	RTC	M	M	12/20/24-03/31/25	\$62,844.00	\$62,844.00	\$62,844.00	
12/18/2024	Alakhras	TB	RTC	M	M	01/03/25-03/31/25	\$67,498.60	\$67,498.60	\$67,498.60	
12/18/2024	Witherspoon	LS	CB	FCP	M	01/01/25-06/30/25	\$8,450.00	\$8,450.00	\$8,450.00	
1/8/2025	Martinez	KW	CB	FCP	M	01/08/25-06/30/25	\$19,305.00	\$19,305.00	\$19,305.00	Admin request
Total CS							\$424,310.01	\$424,310.01	\$424,310.01	

Agency: CSU

FAPT	Date	Case Manager	Client's Initials	Type Svcs*	Eligibility	Ser. Dates (start - end)	CM Request	FAPT Recommended	CPMT Approved	Comments
11/19/2024	Buchanan	AN	RTC	M	M	12/01/24-02/28/25	\$60,678.60	\$60,678.60	\$60,678.60	
11/20/2024	Lambert	KS	RTC	M	M	12/01/24-02/28/25	\$58,793.56	\$58,793.56	\$58,793.56	
11/20/2024	Buchanan	PC	RTC	M	M	11/22/24-01/31/25	\$2,200.00	\$2,200.00	\$2,200.00	
12/3/2024	Buchanan	JW	RTC	M	M	12/04/24-02/28/25	\$62,596.18	\$62,596.18	\$62,596.18	Admin request
12/3/2024	Lambert	AY	RTC	M	M	01/01/25-03/31/25	\$69,852.60	\$69,852.60	\$69,852.60	
12/3/2024	Hughes	JRO	CB	FCP	M	12/05/24-05/31/25	\$3,500.00	\$3,500.00	\$3,500.00	
12/20/2024	Rodriguez	LFB	RTC	M	M	01/01/25-03/31/25	\$62,502.60	\$62,502.60	\$62,502.60	
1/1/2025	Lambert	MW	RTC	M	M	01/01/25-03/31/25	\$61,789.59	\$61,789.59	\$61,789.59	Admin request
Total CSU							\$381,913.13	\$381,913.13	\$381,913.13	

Agency: DSS

FAPT	Date	Case Manager	Client's Initials	Type Svcs*	Eligibility	Ser. Dates (start - end)	CM Request	FAPT Recommended	CPMT Approved	Comments
11/19/2024	Miller	KP	RTC	M	M	11/19/24-02/28/25	\$69,525.42	\$69,525.42	\$69,525.42	
11/20/2024	Wooten	JG	TFC	M	M	12/01/24-05/31/25	\$43,771.06	\$43,771.06	\$43,771.06	
11/20/2024	Wooten	JC	RTC	M	M	12/01/24-02/28/25	\$65,138.20	\$65,138.20	\$65,138.20	
11/20/2024	Bell	LB	CB	M	M	12/01/24-05/31/25	\$20,358.00	\$20,358.00	\$20,358.00	
11/22/2024	Holmes	BGE	CB	M	M	12/01/24-05/31/25	\$6,240.00	\$6,240.00	\$6,240.00	
11/22/2024	Wooten	MN	RTC	M	M	12/01/24-02/28/25	\$65,455.00	\$65,455.00	\$65,455.00	
11/22/2024	Thompson	AAB	RTC	M	M	12/01/24-05/31/25	\$50,819.50	\$50,819.50	\$50,819.50	
11/22/2024	McMullen	EG	RTC	M	M	12/01/24-02/28/25	\$33,300.00	\$33,300.00	\$33,300.00	
11/22/2024	Wooten	KMM	RTC	M	M	12/01/24-12/31/24	\$6,503.18	\$6,503.18	\$6,503.18	
12/3/2024	Sizer	AHG	RTC	M	M	12/05/24-02/28/25	\$38,183.70	\$38,183.70	\$38,183.70	Admin request
12/4/2024	Combs	KJ	RTC	M	M	12/10/24-01/21/25	\$34,492.50	\$34,492.50	\$34,492.50	
12/6/2024	McMullen	RG	CB	M	M	01/01/25-06/30/25	\$7,800.00	\$7,800.00	\$7,800.00	
12/10/2024	Miller	MAV	RTC	M	M	01/01/25-03/31/25	\$59,004.05	\$59,004.05	\$59,004.05	
12/10/2025	Appiah	AGM	CB	M	M	01/01/25-06/30/25	\$6,112.53	\$6,112.53	\$6,112.53	
12/10/2025	Govan	DC	CB	M	M	12/12/24-05/31/25	\$1,050.00	\$1,050.00	\$1,050.00	
12/11/2024	Holmes	AA	IL	M	M	01/01/25-06/30/25	\$48,072.00	\$48,072.00	\$48,072.00	
12/11/2024	Annand	DW	TFC	M	M	12/16/24-05/31/25	\$18,459.86	\$18,459.86	\$18,459.86	Admin request
12/13/2024	McMullen	LGZ	CB	M	M	01/01/25-06/30/25	\$4,873.05	\$4,873.05	\$4,873.05	
12/17/2024	Paige	JA	RTC	M	M	12/18/24-03/31/25	\$64,206.56	\$64,206.56	\$64,206.56	
12/18/2024	Combs	HHA	RTC	M	M	12/30/24-03/31/25	\$67,256.66	\$67,256.66	\$67,256.66	
12/18/2024	Combs	JLM	CB	M	M	12/20/24-06/30/25	\$15,834.00	\$15,834.00	\$15,834.00	
12/18/2024	Sizer	DH	CB	M	M	01/01/25-06/30/25	\$18,720.00	\$18,720.00	\$18,720.00	
12/23/2024	Wooten	AC	TFC	M	M	12/23/24-02/28/25	\$10,938.03	\$10,938.03	\$10,938.03	Admin request
12/23/2024	Sizer	DH	TFC	M	M	12/23/24-02/28/25	\$14,821.83	\$14,821.83	\$14,821.83	Admin request
1/9/2025	Thompson	ZM	RTC	M	M	01/16/25-03/31/25	\$45,199.75	\$45,199.75	\$45,199.75	Admin request
1/10/2025	Ryerson	AM	IL	M	M	01/10/25-04/30/25	\$44,178.00	\$44,178.00	\$44,178.00	
1/10/2025	Miller	TK	RTC	M	M	02/01/25-04/30/25	\$42,052.50	\$42,052.50	\$42,052.50	
1/10/2025	Grant	JG	CB	FCP	M	02/01/25-06/30/25	\$5,460.00	\$5,460.00	\$5,460.00	
1/10/2025	Thompson	EPC	RTC	M	M	02/01/25-04/30/25	\$69,076.46	\$69,076.46	\$69,076.46	
Total DSS							\$976,901.84	\$976,901.84	\$976,901.84	

Agency: PWCS

FAPT	Date	Case Manager	Client's Initials	Type Svcs*	Eligibility	Ser. Dates (start - end)	CM Request	FAPT Recommended	CPMT Approved	Comments
11/19/2024	Rojas	SD	CB	FCP	M	12/01/24-05/31/25	\$5,791.50	\$5,791.50	\$5,791.50	

CPMT Approval Table

11/19/2024	Raymo	KL	CB	FCP	12/01/24-05/31/25	\$2,880.00	\$2,880.00	\$2,880.00	
11/19/2024	Naples	EM	CB	NM	12/01/24-02/28/25	\$1,463.00	\$1,463.00	\$1,463.00	
12/3/2024	Danner	JA	CB	NM	01/01/24-06/30/25	\$11,070.00	\$11,070.00	\$11,070.00	
12/3/2024	Abramson	DHJ	CB	NM	01/01/24-06/30/25	\$2,880.00	\$2,880.00	\$2,880.00	
12/3/2024	Abramson	IH	CB	NM	01/01/24-06/30/25	\$4,752.00	\$4,752.00	\$4,752.00	
12/3/2024	Raymo	BR	CB	FCP	12/06/24-05/31/25	\$10,200.00	\$10,200.00	\$10,200.00	
12/4/2024	Rojas	DFM	CB	FCP	12/6/24-05/31/25	\$4,491.00	\$4,491.00	\$4,491.00	
12/4/2024	Rojas	VFM	CB	FCP	12/6/24-05/31/25	\$4,491.00	\$4,491.00	\$4,491.00	
12/4/2024	Orr	YGS	CB	FCP	01/01/25-06/30/25	\$11,028.00	\$11,028.00	\$11,028.00	
12/6/2024	Orr	MMO	CB	FCP	01/01/25-06/30/25	\$10,840.00	\$10,840.00	\$10,840.00	
12/6/2024	Danner	CS	CB	NM	01/01/25-06/30/25	\$7,152.00	\$7,152.00	\$7,152.00	
12/6/2024	Rojas	EQL	CB	FCP	12/09/24-05/31/25	\$20,100.00	\$20,100.00	\$20,100.00	
12/9/2024	Raymo	MR	CB	FCP	12/09/24-03/31/25	\$500.00	\$500.00	\$500.00	Revision Request
12/10/2024	Raymo	RM	CB	NM	12/13/24-05/31/25	\$5,598.00	\$5,598.00	\$5,598.00	
12/10/2024	Raymo	VP	CB	FCP	12/12/24-06/30/25	\$17,355.00	\$17,355.00	\$17,355.00	
12/11/2024	Danner	JLG	CB	FCP	12/16/24-06/30/25	\$16,670.00	\$16,670.00	\$16,670.00	
12/13/2024	Raymo	CT	CB	NM	01/01/25-06/30/25	\$8,840.00	\$8,840.00	\$8,840.00	
12/13/2024	Orr	ATG	CB	FCP	01/01/25-06/30/25	\$6,528.00	\$6,528.00	\$6,528.00	
12/13/2024	Naples	YRN	CB	FCP	12/16/24-06/30/25	\$8,400.00	\$8,400.00	\$8,400.00	
12/13/2024	Naples	ES	CB	FCP	01/01/25-06/30/25	\$15,444.00	\$15,444.00	\$15,444.00	
12/13/2024	Danner	RN	CB	FCP	12/16/24-06/30/25	\$13,365.00	\$13,365.00	\$13,365.00	
12/18/2024	Orr	AS	CB	FCP	01/01/25-06/30/25	\$19,080.00	\$19,080.00	\$19,080.00	
12/18/2024	Orr	JF	CB	NM	01/01/25-06/30/25	\$12,454.00	\$12,454.00	\$12,454.00	
12/20/2024	Orr	RL	CB	FCP	12/23/24-06/30/25	\$9,064.00	\$9,064.00	\$9,064.00	
12/20/2024	Danner	US	CB	NM	01/01/25-06/30/25	\$17,725.00	\$17,725.00	\$17,725.00	
12/20/2024	Danner	BL	CB	FCP	01/01/25-06/30/25	\$7,450.00	\$7,450.00	\$7,450.00	
10/16/2024	Rojas	AO	IEP	M	10/16/24-06/30/25	\$54,896.00	\$54,896.00	\$54,896.00	
10/28/2024	Orr	JJ	IEP	M	10/28/24-06/30/25	\$50,384.00	\$50,384.00	\$50,384.00	
10/10/2024	Orr	BW	IEP	M	10/10/24-06/13/25	\$62,832.00	\$62,832.00	\$62,832.00	
9/12/2024	Pannell	KG	IEP	M	09/12/24-06/30/25	\$66,610.49	\$66,610.49	\$66,610.49	
9/12/2024	Pannell	TA	IEP	M	09/12/24-06/30/25	\$60,018.75	\$60,018.75	\$60,018.75	
9/12/2024	Orr	RW	IEP	M	09/12/24-06/30/25	\$65,475.00	\$65,475.00	\$65,475.00	
10/16/2024	Rojas	SS	IEP	M	10/16/24-06/30/25	\$116,327.10	\$116,327.10	\$116,327.10	
10/28/2024	Rojas	EK	IEP	M	10/28/24-06/30/25	\$98,724.99	\$98,724.99	\$98,724.99	
11/21/2024	Naples	ME	IEP	M	11/21/24-06/30/25	\$98,724.99	\$98,724.99	\$98,724.99	
Total PWCS						\$929,604.82	\$929,604.82	\$929,604.82	

Grand Total \$2,712,729.80 \$2,712,729.80 \$2,712,729.80

CPMT Chair - Phyllis Jennings-Holt

Signature:

Date:



## FAPT Members – FY25

### FAPT – West

Community Services	April Walker
Juvenile Court Services Unit	Tim Dzubak
Parent Representative	VACANT
Private Provider	VACANT
Schools	LeighAnn Sutton
Social Services	Caroline Smith

### FAPT – East

Community Services	Karen Spence
Juvenile Court Services Unit	Tim Dzubak
Parent Representative	VACANT
Private Provider	VACANT
Schools	Shared among alternates
Social Services	Steven Devers

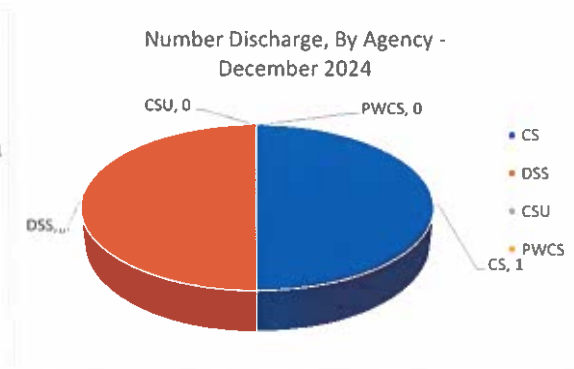
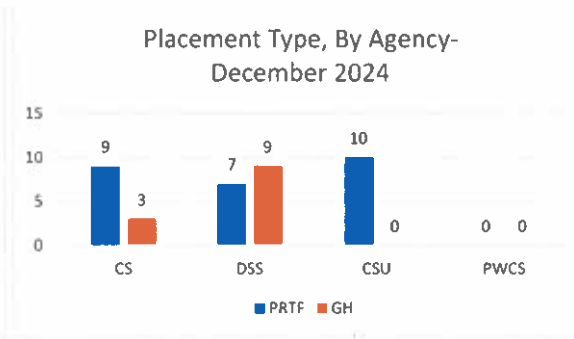
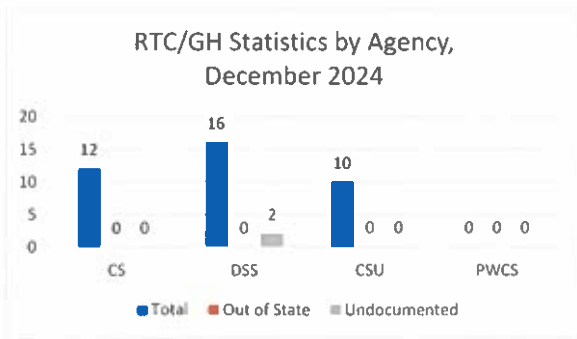
### FAPT – Mid-County

Community Services	Jessica Okugic
Juvenile Court Services Unit	Tim Dzubak
Parent Representative	VACANT
Private Provider	Vassi Griffis, Hallmark
Schools	Dawn Gurganeous
Social Services	Alice Harris

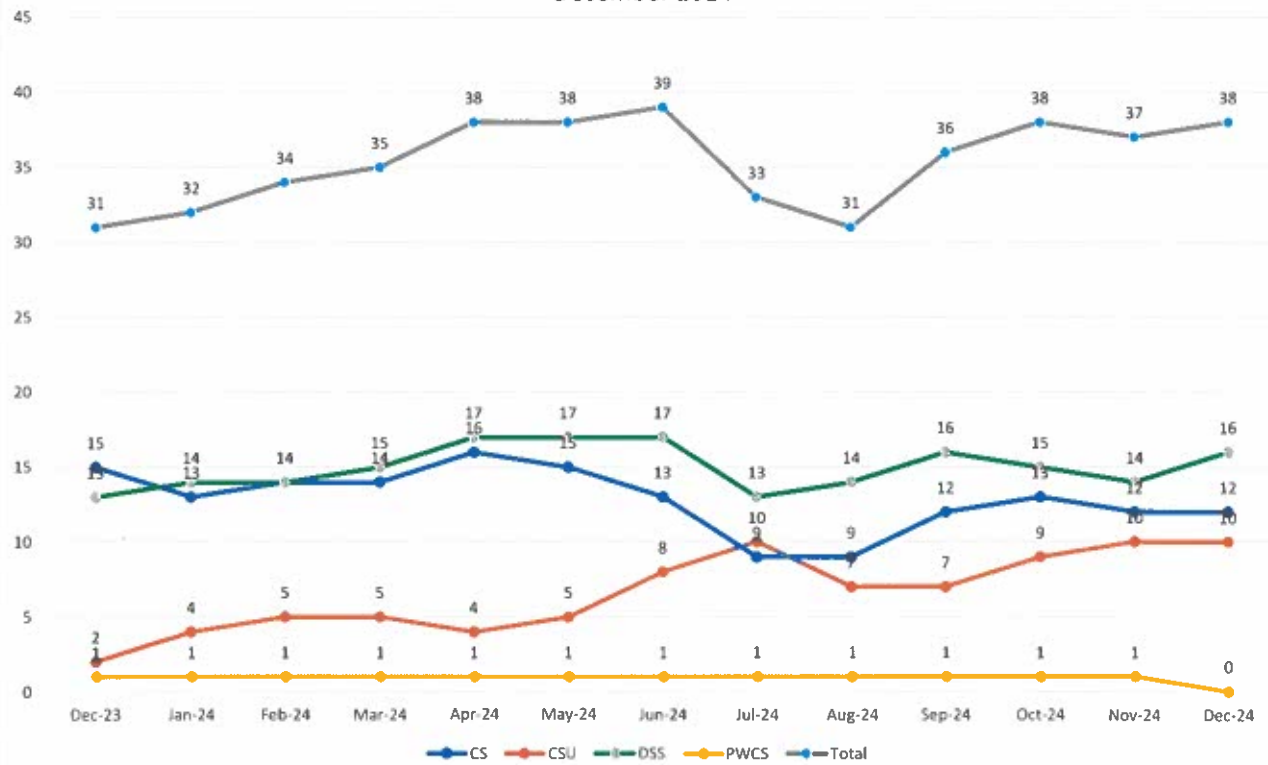
### Alternates:

Community Services	Jessica Martinez Kaniya Alston Tina DiGiacomo Gabriella Padron Sarah Smith Jenna Popovich Martina Mitchell Emily Girard Jeny Martinez Mari Pringle Lindsay Hanner Melissa Cimino-Hurt Monique Connor Casey Rosales Conrad Smith Michelle Ramirez
--------------------	---

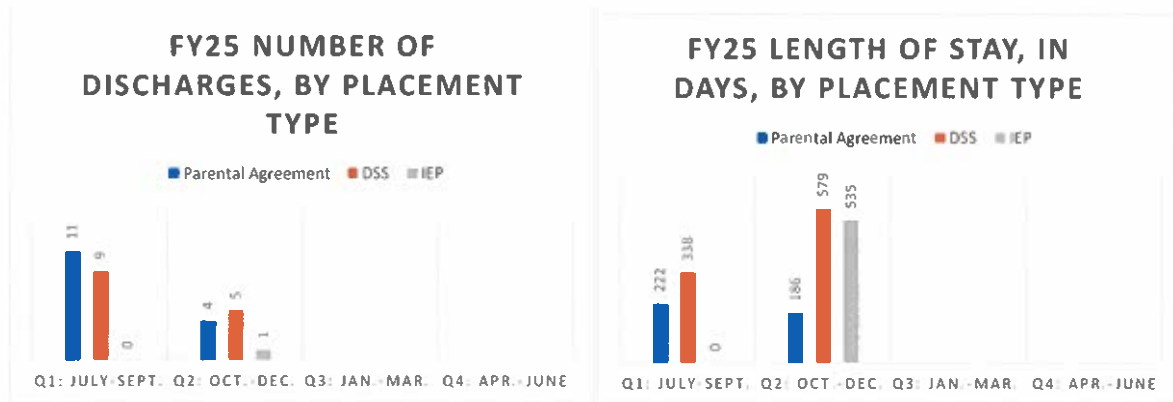
## Residential Treatment Center Status RTC/GH Total: 38 (12/31/2024)



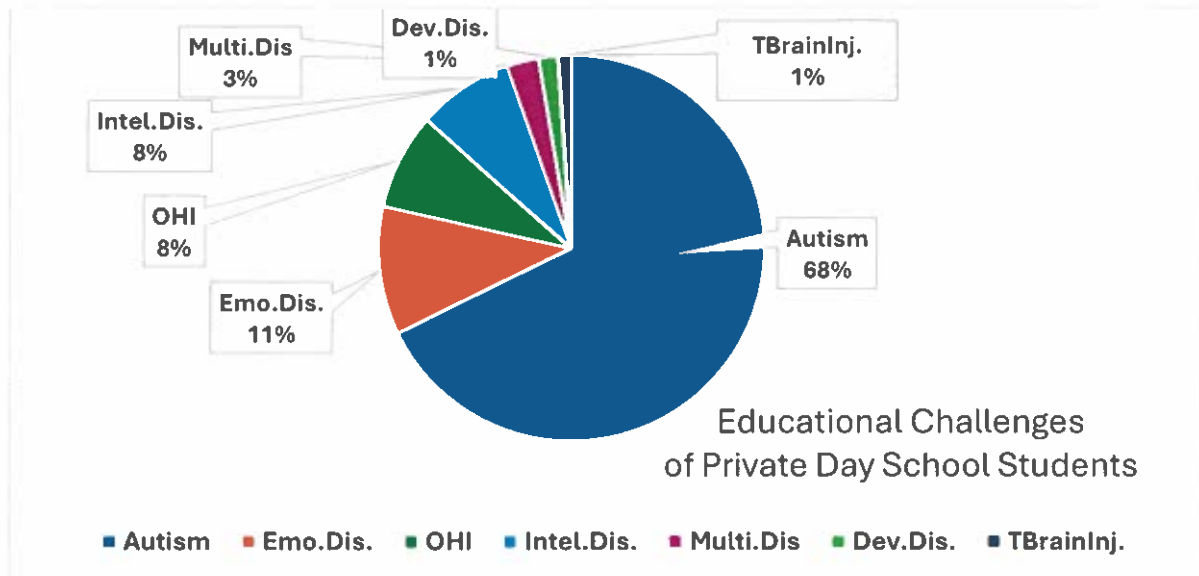
Monthly Residential Count  
December 2024



**FY25 Quarterly RTC Report: October-December 2024**

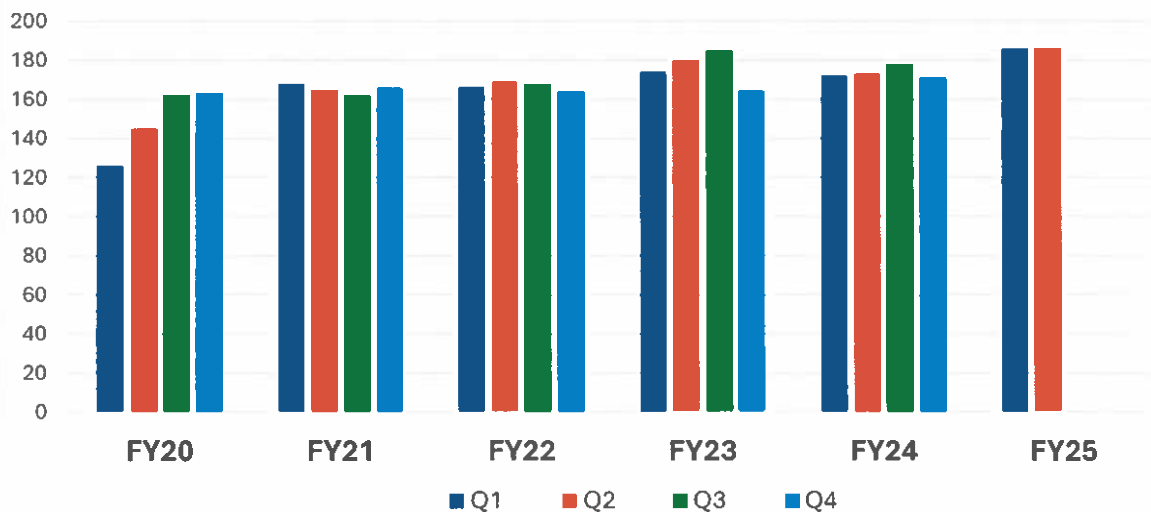


## FY 25 Quarter 1-2. PRIVATE DAY SCHOOL STUDENTS DATA: 186



	Autism	Emo.Dis.	OHI	Intel.Dis.	Multi.Dis	Dev.Dis.	TBrainInj.
#	126	20	15	15	5	3	2

## TALLIES PER THE FISCAL YEARS AND QUARTERS:




### Number of Students per Fiscal Year and Quarters

	FY20	FY21	FY22	FY23	FY24	FY25
Q1	126	168	166	174	172	186
Q2	145	165	169	180	173	186
Q3	162	162	168	185	178	
Q4	163	166	164	164	171	

There were 26 admissions planned and 5 discharges occurring in early FY25.  
5 exits: 2 transfers out, 1 to hospital, 1 excess absences, 1 to public school.

Note: At the close of FY24, there were 21 exits (19 graduating/completing)



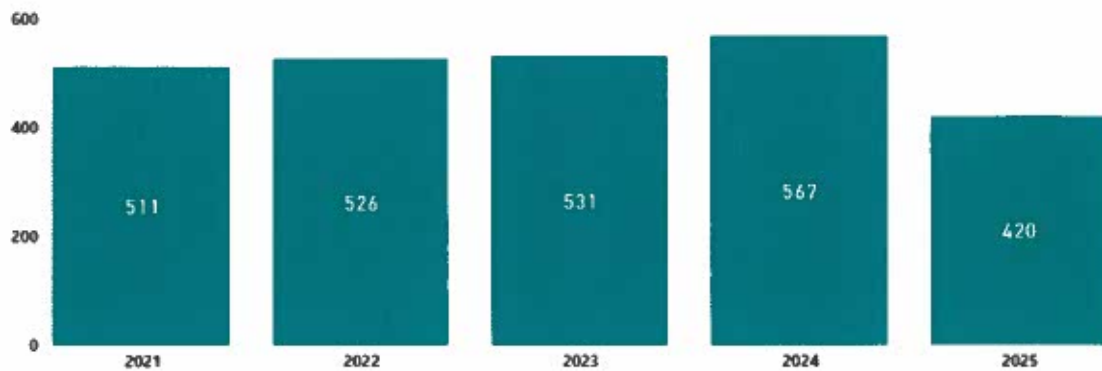
26 admissions

DISAB.:	Autism	ED	OHI	TBI	ID
##:	16	5	2	1	2
AGE:	7 to 15	10 to 15	15, 18	13	10,18
<b>All 186 Students</b>					
<u>Ages:</u>	<u># #</u>				
6 to 12	69				
13 to 17	87				
18 to 22	30				
total	186				

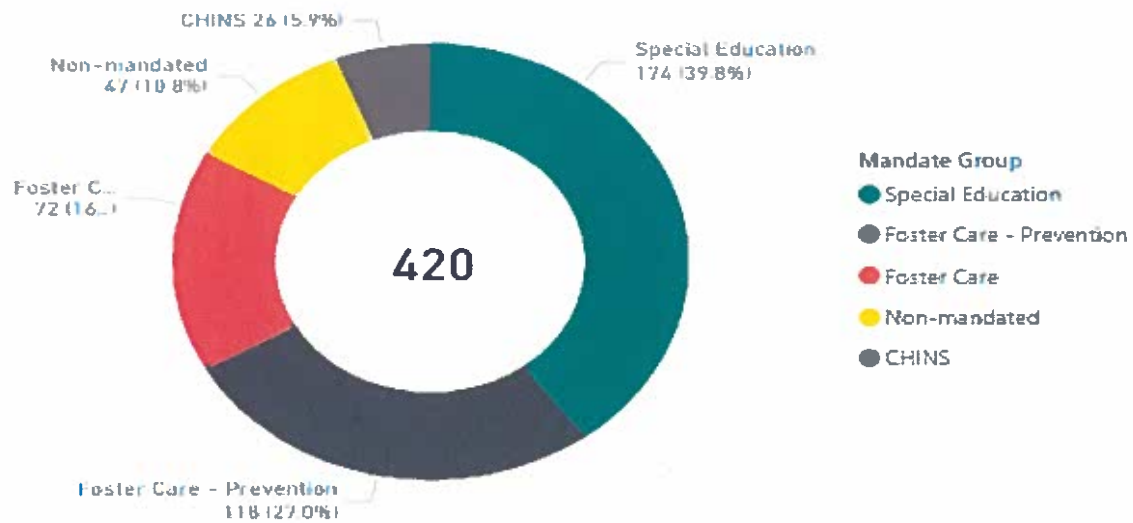
## CPMT CQI Data Report

FY25 Q2 as of 12/01/24

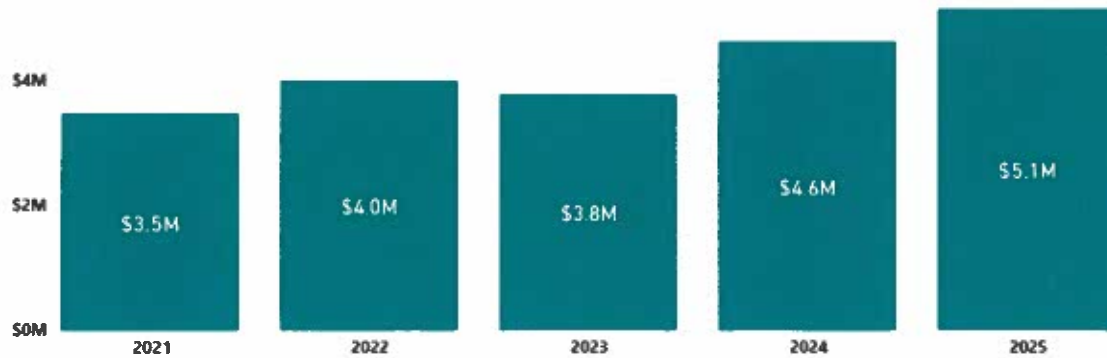
### Distinct Child Count



### Distinct Child Count By Mandate Type



## YTD Total Net Expenditures Through 11/18

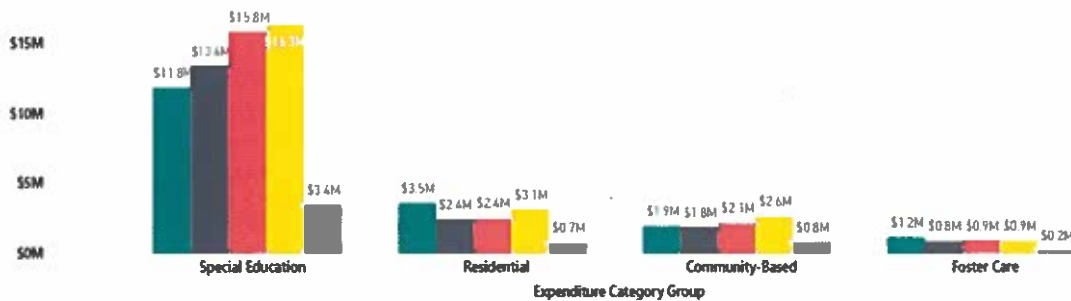


## Average Net Expenditures Per Child



## Total Net Expenditures By Expenditure Code

Fiscal Year: 2021 2022 2023 2024 2025



Data is updated through 11/1/24